

# Regulation

## Standard Limitations According to Roads & Bridges Authority Rules

### PERMISSIBLE LOADS ON THE ROADS NETWORK BY ROAD AND BRIDGES AUTHORITY




#### INSTRUCTIONS

1. Truck front single axle load = 7.00 tons (of two tyres)  
Rear single axle load = 13.00 tons (of four tyres)
2. Trailer front single axle load = 13.00 tons (of four tyres)
3. Equivalent load on double narrowed axes total load = 20.00 tons.
  - Each axle has 4 (four) tyres.
  - Distance between axles less than 2.00 MTRS.
4. Equivalent load on double larged axes = 13.00 tons per axle.
  - Each axle has 4 (four) tyres.
  - Distance between axles more than 2.00 MTRS.
5. Equivalent load on triple narrowed axes total load = 30.00 tons.
  - Each axle has 4 (four) tyres.
  - Distance between each two axles less than 2.00 MTRS.
6. In order to avoid the difference in weight for packages and weighing stations, 5 % over weight is allowed.
7. Max. Vehicle / trailer width = 2.60 MTRS
8. Max. Permissible length of vehicle
  - Two axle truck or more = 12.00 MTRS
  - Semi - trailer = 17.00 MTRS.
  - Normal truck with trailer = 20.00 MTRS.
9. Maxi. Height of vehicle with the load = 4.00 MTRS
10. Min. distance between bottom chassis of vehicle and road surface = 28 CMS.

Chairman of Roads and Bridges Authority



20 Ton



27 Ton



33 Ton



46 Ton



40 Ton



47 Ton



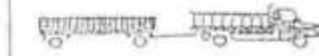
53 Ton



57 Ton




57 Ton



63 Ton



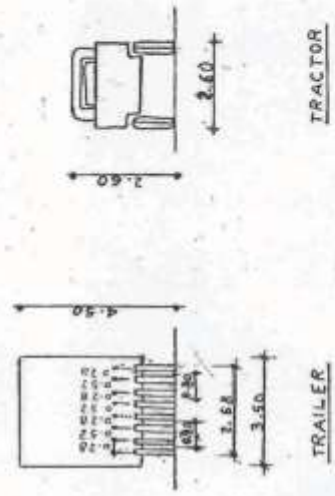
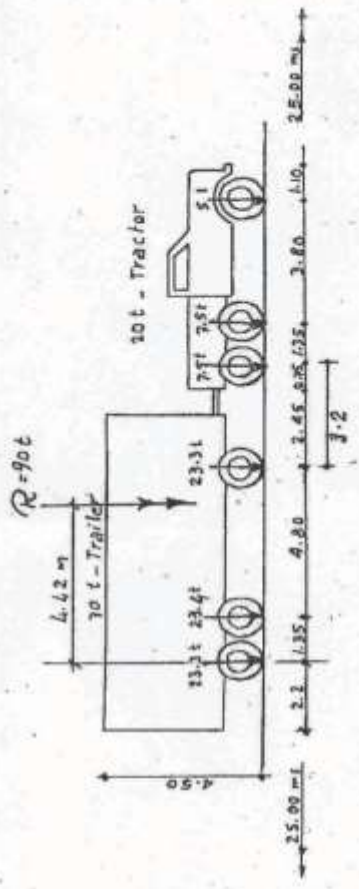
46 Ton



53 Ton



60 Ton



**20t TRACTOR & 70t TRAILER**

(According to the Egyptian specifications)

# Standard Limitations According to Roads & Bridges Authority Rules

## PERMISSIBLE LOADS ON THE ROADS NETWORK BY ROAD AND BRISGES AUTHORITY



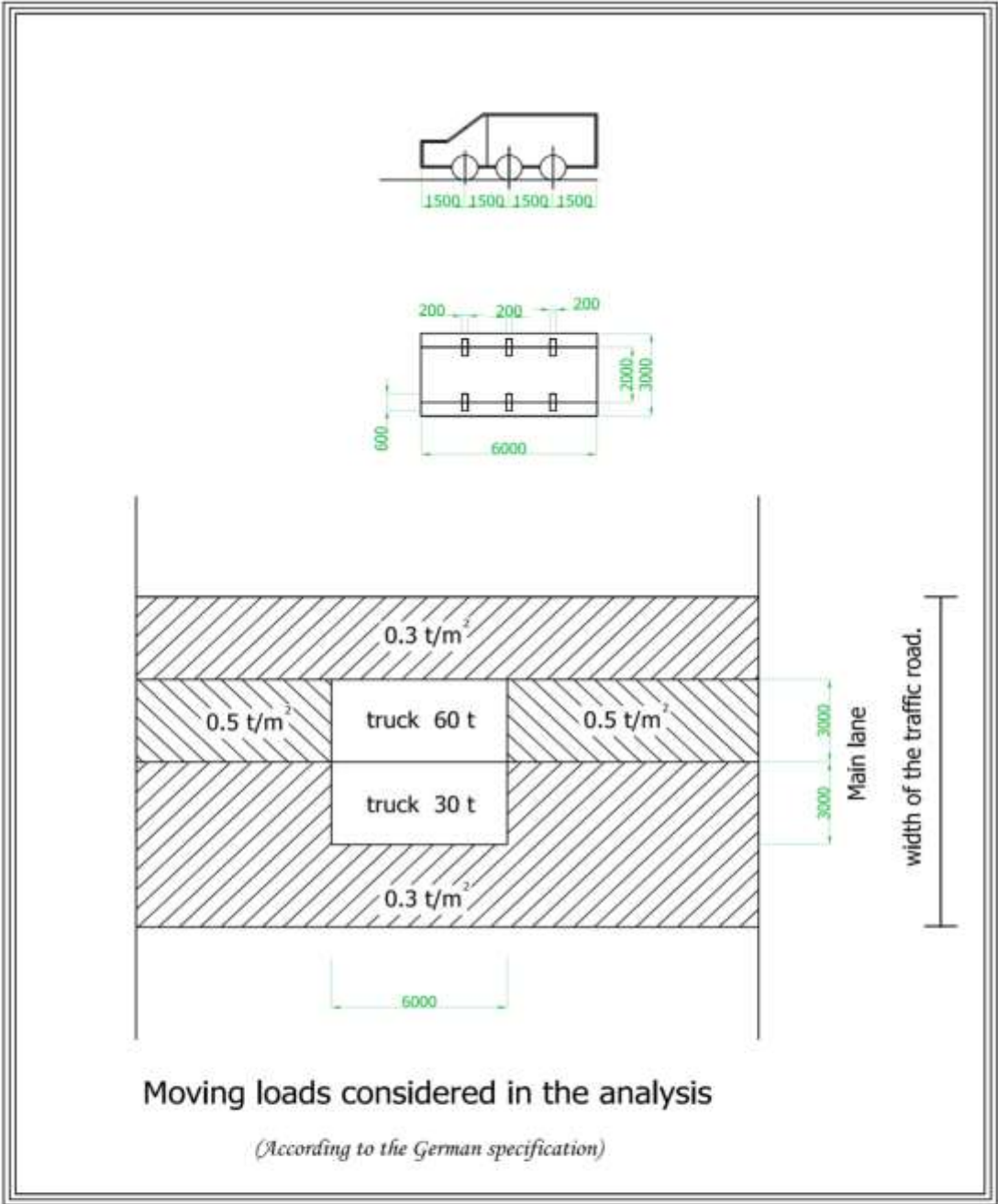
### Instructions

1. Truck front single axle load=7.00 tons (of two tyres)  
Rear single axle load=13.00 tons (of four tyres)
2. Trailer front single axle load= 13.00 tons (of four tyres)
3. Equivalent load on double narrowed axles total load= 20.00 tons
  - Each axle has 4 (four) tyres,
  - Distance between axles less than 2.00 MTRS.
4. Equivalent load on double larged axles =13.00 tins per axle.
  - Each axle has 4 (four) tyres.
  - Distance between axles more than 2.00 MTRS.
5. Equivalent load on triple narrowed axles total load= 30.00 tons
  - Each axle has 4 (four) tyres.
  - Distance between each two axles less than 2,00 MTRS.
6. In order to avoid the difference in weight for packages and weighing stations, 5% over weight is allowed.
7. Max vehicle/trailer width = 2.60 MTRS.
8. Max permissible length of vehicle
  - Two axle truck or more = 12.00 MTRS
  - Semi – trailer = 17.00 MTRS
  - Normal truck with trailer = 20.00 MTRS
9. Max height of vehicle with the load = 4.00 MTRS
10. Min distance between bottom chassis of vehicle and road surface = 28,00 CMS

Chairman of road and Bridges Authority  
Authority

	20 Ton
	27 Ton
	33 Ton
	46 Ton
	40 Ton
	47 Ton
	53 Ton
	57 Ton
	57 Ton
	63 Ton
	46 Ton
	53 Ton
	60 Ton

drawn by ETAL



Moving loads considered in the analysis

*(According to the German specification)*

drawn by ETAL